



Edge RCIS Absolute Return Retail Hedge Fund

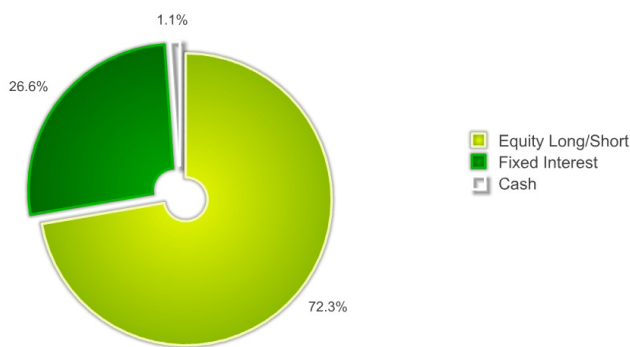
MINIMUM DISCLOSURE DOCUMENT 31/08/2017

RETURN ANALYSIS DATA	FUND	STEFI
1 Month	-0.20%	0.62%
3 Months	0.52%	1.86%
6 Months	2.96%	3.78%
12 Months	0.20%	7.65%
3 Yrs	17.49%	22.55%
5 Yrs	38.57%	36.09%
Total Return Since Inception	329.98%	231.08%
Compound Annual Return	9.76%	7.94%

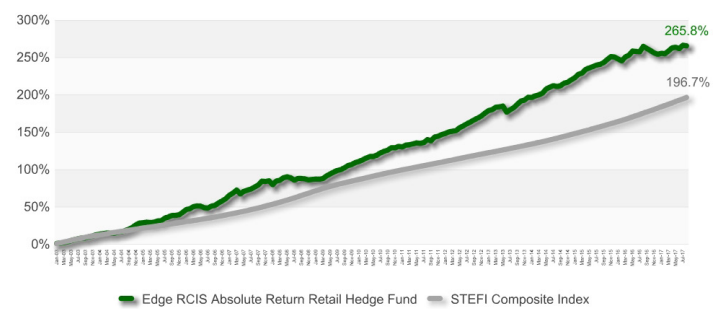
RISK ANALYSIS DATA	FUND	STEFI
Standard Deviation Annualised	3.26%	0.63%
Downside Deviation Annualised	1.49%	0.00%
Correlation Coefficient	1.00	0.07
Sharpe Ratio	0.55	N/A
Sortino Ratio	0.79	N/A
Max Drawdown	-2.92%	N/A
Best Month	2.87%	1.10%
Worst Month	-2.92%	0.39%

* Above tables includes Proforma Fund performance to January 2002.

STRATEGY ALLOCATION



FUND PERFORMANCE



* Proforma Fund performance included for the period January 2003 to April 2003.

CALENDAR YEAR RETURNS (NET OF ALL FEES)

The performance figures reported up until 30 September 2016 were achieved prior to the portfolio being regulated under CISCA

Year	2003	2004	2005	2006	2007	2008	2009	2010	2011	2012	2013	2014	2015	YTD30/9/16
Fund	12.91%	13.86%	11.20%	12.82%	14.80%	0.95%	12.14%	10.36%	6.83%	11.60%	7.63%	7.88%	9.56%	3.25%
BM	12.26%	7.98%	7.12%	7.39%	9.40%	11.66%	9.13%	6.93%	5.70%	5.55%	5.21%	5.90%	6.44%	5.41%

* Proforma performance included for the period January to April 2003.

MONTHLY RETURNS (NET OF FEES)

The performance figures reported from 1 October 2016 have been regulated under CISCA

	Jan	Feb	Mar	Apr	May	Jun	Jul	Aug	Sep	Oct	Nov	Dec	YTD	BM
2017	0.36%	-0.16%	1.03%	1.17%	0.21%	-0.48%	1.21%	-0.20%					3.17%	5.05%
2016										-0.77%	-0.87%	-0.51%	-2.13%	1.86%

*YTD 2016 returns for the Fund and BM are for the 3x months October, November and December 2016

MANAGER'S COMMENT



The Edge RCIS Absolute Return Retail Hedge Fund yielded -0.2% for August, bringing the return to 3.2% YTD. The Fund slightly under-performed its cash objective of 5% YTD.

The JSE increased by 2.6% during August. Resource, retail and telecommunications companies were the front runners with double digit percentage gains from Imperial, Impala Platinum and Shoprite for the month. The SA ten year government bond strengthened by 6bp in August, adding to July's strength. During Nenegate the ten year yield spiked to a high of 10.6% compared to the current level of around 8.53%. Bonds across the maturity profile shifted lower with renewed positive foreign inflows.

From an attribution perspective, our directional long/short managers benefitted from strong equity markets. Fixed income exposures also added to performance, whilst our market neutral managers marginally detracted from performance. Long positions in Blue Label Telecoms, Greenbay Properties and Naspers contributed the most to performance, whilst short positions in Imperial and Long4Life detracted the most. Our fixed income managers continue to reap benefits from a stronger ZAR and lower yields. There were no trades at month-end.

Heightened political and policy uncertainty has increased equity market volatility. Markets reflect increasing investor nervousness. The VIX index, a measure of S&P 500 index volatility, has posted daily moves of 30% on two occasions in August. The ratio of open put options versus call options for US equities has risen to levels last seen in the late-2015 market sell-off. However, economic growth remains fairly stable across the globe, and Central banks will proceed cautiously in removing monetary accommodation, favouring further risk taking in equity markets.

Disclaimer
 This document is for information purposes only and does not constitute or form part of any offer to issue or sell or any solicitation of any offer to subscribe for or purchase any particular investments. Opinions expressed in this document may be changed without notice at any time after publication. We therefore disclaim any liability for any loss, liability, damage (whether direct or consequential) or expense of any nature whatsoever which may be suffered as a result of or which may be attributable directly or indirectly to the use of or reliance upon the information.



Edge RCIS Absolute Return Retail Hedge Fund

MINIMUM DISCLOSURE DOCUMENT 31/08/2017

FUND INFORMATION

Investment Manager:	Edge Capital (Pty) Ltd
Management Company:	RealFin Collective Investment Schemes (RF) Proprietary Limited ("RCIS")
Inception Date:	May 2003 (initial)
CIS Establishment Date:	1 October 2016 (regulated under CISCA)
Fund Size:	R 51 million
Fee Class:	Class B (Lead Series)
NAV Price:	328 800.98
Fund Category:	CIS Retail Hedge Fund
Structure:	Registered SA CIS in Hedge Funds
Benchmark:	STEFI Composite Index
Currency:	ZAR
Initial Minimum Investment:	R 1 million
Subscription:	Monthly
Redemption:	1 Calendar Month's Notice
Management Fee:	1.75% (excl.VAT) p.a.
Performance Fee:	20% (excl.VAT) p.a.
Valuation:	23h00 of the last day of each month
Transaction Cut-Off Time:	14h00 on the 2nd last business day of the month
Administrator:	Sanne Fund Services (Pty) Ltd
Auditor:	Price Waterhouse Coopers
Trustee:	FirstRand Bank Limited (acting through its RMB Custody and Trustee Service Division)
TER (Annualised):	No TER calculated as participatory interest has been active for a period of less than 12 months
Income Distribution:	Last day of February (2017)
Value Distributed per Participatory Interest:	3,398.56

INVESTMENT MANDATE

The portfolio may invest in the participatory interests of hedge fund portfolios in any retail investor collective investment scheme; in any other securities (including, without limitation, derivative instruments), financial products and assets, subject only to the requirements of the Act read with the Hedge Fund Requirements. The Portfolio is permitted to invest in offshore investments. The Portfolio may invest in other portfolios of The RCIS Retail Hedge Fund, provided that neither the Manager nor the Investment Manager accrues fees in respect of such investment by the Portfolio in such RCIS Retail Hedge Fund. The Manager may create leverage in the Portfolio by borrowing funds, using short positions or engaging in derivative transactions.

INVESTMENT OBJECTIVE

The objective is to identify and invest in a combination of underlying funds whose mandate is to seek out absolute returns. Whilst it is envisaged that the underlying funds will be predominately established and domiciled in South Africa, the Portfolio may, from time to time, subject to applicable exchange control regulations, invest in funds established and domiciled outside South Africa, where in the opinion of the Investment Manager, such funds will ultimately enhance the absolute return of the Portfolio.

RISK PROFILE

LOW

MEDIUM

HIGH

Low: Generally low risk portfolios have minimal equity exposure or no equity exposure, resulting in far less volatility than a more aggressive mandated portfolio and in turn the probability of capital loss (permanent/temporary) is less likely. However, expected potential long term investment returns could be lower over the medium to long term.

INFORMATION AND DISCLOSURES

Collective Investment Schemes are generally medium- to long-term investments. The value of participatory interests (units) may go down as well as up and past performance is not necessarily a guide to future performance. Collective investments are traded at ruling prices and can engage in borrowing and scrip lending. The manager may borrow up to 10% of the market value of the portfolio where insufficient liquidity exists. A schedule of fees and charges and maximum commissions, is available on request from RCIS.

Annualised performance figures represent the geometric average return earned by the fund over the given time period expressed as a percentage. Cumulative performance figures have been used to present fund performance. Fund performance has been disclosed monthly and compounded annually. Fund performance is expressed in a percentage format.

RCIS does not provide any guarantee in respect to the capital or the return of the portfolio. RCIS reserves the right to close the fund to new investors if we deem it necessary to limit further inflows in order for it to be managed in accordance with its mandate. CIS prices are calculated on a net asset basis, which is the total value of all the assets in the portfolio including any income accruals and less any permissible deductions (brokerage, STT, VAT, auditor's fees, bank charges, trustee and custodian fees and the annual management fee) from the portfolio divided by the number of participatory interests (units) in issue. Forward pricing is used.

The Fund's Total Expense Ratio (TER) reflects the percentage of the average Net Asset Value (NAV) of the portfolio that was incurred as charges, levies and fees related to the management of the portfolio. A higher TER does not necessarily imply a poor return, nor does a low TER imply a good return.

The Portfolios are third-party named portfolios, managed by Edge Capital Proprietary Limited, an authorised financial services provider. RCIS retains full legal responsibility for these Portfolios as manager in terms of CISCA.

Where foreign securities are included in a portfolio there may be potential constraints on liquidity and the repatriation of funds, macroeconomic risks, political risks, foreign exchange risks, tax risks, settlement risks; and potential limitations on the availability of market information. Fluctuations or movements in exchange rates may cause the value of underlying international investments to go up or down. The investor acknowledges the inherent risk associated with the selected investments and that there are no guarantees. Where you select a Portfolio which is a fund of funds portfolio, please note that a fund of funds is a portfolio that invests in portfolios of collective investment schemes that levy their own charges, which could result in a higher fee structure for the fund of funds. Excessive withdrawals from the fund may place the fund under liquidity pressure and in such circumstances, a process of ring-fencing of withdrawal instructions and managed pay-outs over time may be followed.

Where all required documentation is not received before the stated cut off time RCIS shall not be obliged to transact at the net asset value price as agreed to. Funds are priced monthly depending on the nature of the Fund. Prices are published monthly and are available on the RCIS website. Performance has been calculated using net NAV to NAV numbers with income reinvested. The performance for each period shown reflects the return for investors who have been fully invested for that period. Individual investor performance may differ as a result of initial fees, the actual investment date, the date of reinvestments and dividend withholding tax. Full performance calculations are available from the manager on request.

The investment performance is for illustrative purposes only. The investment performance is calculated by taking the actual initial fees and all ongoing fees into account for the amount shown. Income is reinvested on the reinvestment date. Other fees include the permissible deductions of brokerage, STT, VAT, bank charges, trustees and custodian fees incurred in the ordinary course of running the Fund. Further information on the Edge RCIS Retail Hedge Fund can be found on RCIS website (www.realfin.co.za) including brochures, application forms and annual and half-yearly annual reports.

RealFin Collective Investment Schemes (RF) Proprietary Limited is registered and approved by the Financial Services Board as a manager of Collective Investment Schemes approved in terms of the Collective Investment Schemes Control Act and has delegated the investment management function to Edge Capital Proprietary Limited an authorised financial services provider (FSP 882) in terms of the FAIS Act, a category IIA financial services provider.

CONTACT DETAILS

Management Company:

RealFin Collective Investment Schemes (RF) Proprietary Limited, Company Registration Number: 2013/170284/07 Physical Address: 1st Floor, Silverberg Terrace, Steenberg Office Park, Silverwood Close, Tokai, Cape Town, 7945 Postal Address: Suite 25, Private Bag X16, Constantia, 7848, Cape Town
Telephone number: +2721 701 3777 Email Address: edgeclientservices@realfin.co.za Website: www.realfin.co.za

Investment Manager:

Edge Capital (Pty) Ltd, Company Registration Number: 1999/022409/07 an authorised Financial Services Provider (FSP 882) under the Financial Advisory and Intermediary Services Act (No.37 of 2002), to act in the capacity as investment manager. This information is not advice, as defined in the Financial Advisory and Intermediary Services Act (No.37 of 2002). Please be advised that there may be representatives acting under supervision.
Physical Address: Edge House, 3 Heuwelkruin Close, Durbanville, 7550, Cape Town Postal Address: P O Box 4188, Tygervalley, 7536 Telephone number: +2721 976 1012
Email Address: edgeclientservices@edge.co.za Website: www.edge.co.za

Disclaimer

This document is for information purposes only and does not constitute or form part of any offer to issue or sell or any solicitation of any offer to subscribe for or purchase any particular investments. Opinions expressed in this document may be changed without notice at any time after publication. We therefore disclaim any liability for any loss, liability, damage (whether direct or consequential) or expense of any nature whatsoever which may be suffered as a result of or which may be attributable directly or indirectly to the use of or reliance upon the information.

